



Features

- **UL 1449 Fourth Edition Listed**
- **100kA per phase rating**
- **All UL required OCP & Safety Coordination included inside**
 - Type 1 SPDs intended for Line or Load Side of Main Disconnect
- **20kA Inominal (I_n)**
- **200kA SCCR (most models)**
- **UL 96A Lightning Protection Master Label compliant**
- **Voltage Specific Design – highly configurable**
- **All MOV suppression elements monitored**
- **All Modes of Protection**

Performance Specifications

Surge Capacities (L-N, L-G, N-G)

100kA Per Phase

- UL 1449 Fourth Edition Listed
- UL 1449 Fourth Edition Listed Type 1, CSA 22.2 No. 269.1
- Optional UL 1449-4 Type 2 SPD, CSA 22.2 No. 269.2
- UL 1449-4 tested Inominal (I_n): 20kA
- UL 1449-4 tested SCCR: 200kA & 100kA
- UL 1449-4 Voltage Protection Ratings (VPRs)
 - 208Y/120V: as low as 600V
 - 480Y/277V: as low as 1000V (data table on back)
- Less than 1 nanosecond response time
- Repetitive Impulse: 5,000 hits

Physical Specifications

- Relative Humidity Range: 0 - 95% non-condensing
- Operating Frequency: 47 - 63Hz (also 400Hz on <480V)
- Operating Temperature: -25°C (-13°F) to +85°C (185°F)
- Weight: 3 lbs (1.4 kg)
- NEMA 4X Polycarbonate enclosure – UL 746C(f1) & UL 94-5VA
- Dimensions: 8.3" x 3.6" x 3.0" (211mm x 91mm x 77mm)
- 3/4" threaded hub - weather resistant 4X
- Pre-wired dry contacts leads, 3 feet (0.91 meter) #18 AWG
- Typical connection: #10 AWG and 30A breaker

Design Features

- Designed, Manufactured & Tested consistent with:
 - ANSI/IEEE C62.41.1-2002, C62.41.2-2002, C62.45-2002, C62.62-2010, C62.72-2016, IEEE SA 1100-2005 (Emerald Book)
 - NEC® Article 285
 - NEC® Articles 620.51(E), 645.18, 670.6, 695.15, 700.8 and 708 requiring SPDs
 - Complies with UL 96A 12th Edition master label requirements for lightning protection systems and NFPA 780 lightning protection
 - IEC 61643, CE
- High Energy Parallel Design for Category C3 & C-High applications
- For External Mounting next to Switchgear, Motor Controls Centers or Panelboards
- Individually Fused & Thermally Protected MOVs
- Large-Block, 34mm square, 50kA MOVs
- Solid State Bidirectional Operation

Diagnostic Monitoring

- 100% monitoring – Every MOV is monitored, incl. N-G
- Green LED Status indicator per phase
- Phase Loss monitoring (toggles LED & dry contacts)
- Electrically isolated circuitry ensures surges do not damage diagnostics
- Audible Alarm & Form C Dry Contact (Contact rated 24V, 2A; leads are pre-wired through nipple with #18 AWG)

Quality, Standards & Validation

- Type 1: UL 1449 Fourth Edition, CSA 22.2 No. 269.1
- UL file: VZCA.E321351 at www.UL.com
- RoHS-compliant
- IEC 61643, CE
- 10 year warranty (longer optional)
- Burn-In tested prior to shipment
- ISO 9001:2008 Quality Management System
- ISO 17025:2005 Laboratory Qualification



TEXCS MODEL NUMBER CONFIGURATOR & OPTIONS

TE  **XCS** **10** **A** **M**

Voltage Code for Electrical System

Common North American Systems:
01 = 240/120V Split Phase - 1Ø 3W+Grnd (Fig 1)
02 = 208Y/120V Wye - 3Ø 4W+Grnd (Fig 2)
03 = 240/120V High Leg Delta (B High) (Fig 3)
04 = 480Y/277V Wye - 3Ø 4W+Grnd (Fig 2)
05 = 480V Delta - 3Ø 3W+Grnd (Fig 4) & HRG Wye

Other Available Systems - Confirmation encouraged:
 06 = 600V Delta - 3Ø 4W+Grnd (Fig 4)
 21 = 220Y/127V Wye - 3Ø 4W+Grnd (Fig 2)
 07 = 380Y/220V Wye - 3Ø 4W+Grnd (Fig 2)
 12 = 240V Single Phase (Fig 5) - Not split phase

Surge Current Rating

10 = 100kA/Phase

Monitoring

A = Audible Alarm & Dry Contacts Form C, 24V, 2A (pre-wired)

Standard Enclosure Rating

NEMA 4X Polycarbonate (size 8.3" x 3.6" x 3.0")

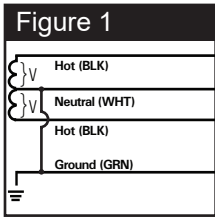


Figure 1
SPLIT
2 Hots, 1 Neu, 1 Grnd

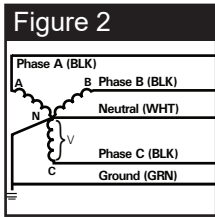


Figure 2
WYE
3 Hots, 1 Neu, 1 Grnd

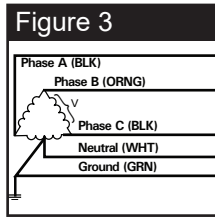


Figure 3
HI-LEG DELTA (B High)
3 Hots, (B HIGH), 1 Neu, 1 Grnd

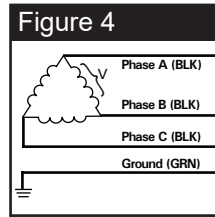


Figure 4
DELTA & HRG WYE
3 Hots, 1 Grnd

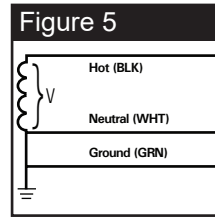


Figure 5
SINGLE POLE
1 Hot, 1 Neu, 1 Grnd

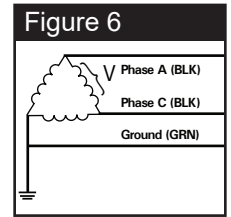


Figure 6
CORNER GROUND DELTA (B grounded)
2 Hots, 1 Grnd

Performance Data

Common North American Systems		UL 1449 Fourth Edition Test Data						
		Voltage Protection Ratings (VPR - 3kA)				I _n	SCCR	MCOV
		L-N	L-G	N-G	L-L			
01	= 240/120V Split Phase	600	700	600	1000	20kA	100kA	150
02	= 208Y/120V 3Ø Wye	600	700	600	1000	20kA	200kA	150
03	= 240Y/120V B High Leg Delta	600/1200	700/1200	600	1000/1000	20kA	200kA	150 / 320
04	= 480Y/277V 3Ø Wye	1200	1200	1000	1800	20kA	200kA	320
05	= 480V 3Ø Delta	-	1800	-	1800	20kA	200kA	552
07	= 380Y/220V 3Ø Wye	1200	1200	100	1800	20kA	200kA	320

Other Available Systems:

Please see supplementary data sheet, contact us at info@pqglobal.com, or confirm at www.UL.com using CCN of VZCA