




**MITSUBISHI  
ELECTRIC**

UNINTERRUPTIBLE POWER SUPPLIES

# 9900D HYPER-SCALE UPS

*Mitsubishi Electric's revolutionary line of UPS products are designed specifically for the relentless demand of cloud and colocation services facing today's hyper-scale data centers.*



1200, 1250, 1500, 1600, and 2000 kVA

# RELIABILITY



*If downtime in your business equals disaster, Mitsubishi Electric delivers the highest reliability among backup power equipment suppliers through robust proprietary technology designed to deliver continuous power in the most demanding environments. Whereas competitors only estimate their reliability, Mitsubishi Electric's installed base of 9900 series uninterruptible power supplies have sustained load carrying capability more than 99.9993% of their actual operational history.*

*The 9900D Series UPS also features N+1 redundancy constructed of modular power electronics in parallel. If one of these modules were to fail, the 9900D internal controls would isolate the module while continuing to provide critical power protection.*

**> 99.9993** *Uptime*





\* shown in optional black

# COMPLETE SOLUTIONS

*While the UPS is the most critical piece of infrastructure in a data center, Mitsubishi Electric can customize a complete and seamless backup solution to suit a customer's specific needs. A variety of peripherals including maintenance bypasses, DC energy solutions, and communication options are readily available. With its abundance of highly trained and experienced project engineers on staff, Mitsubishi Electric has accumulated a wealth of knowledge and expertise in designing specialized integral power solutions involving skids, containers, and Megapods®.*

*Simply call 800-887-7830  
for assistance.*





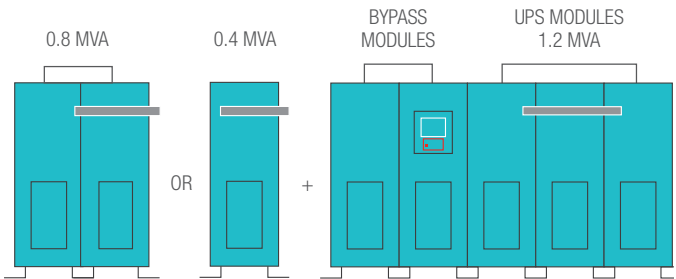
BUILD OUT OF DATA CENTER OVER TIME

# GROWTH

*Expandability is a key feature of the 9900D Series UPS. Its modular design enables supplemental modules to be added over time as warranted by increasing capacity needs, making hyper-scale expansion faster, easier and more economical.*

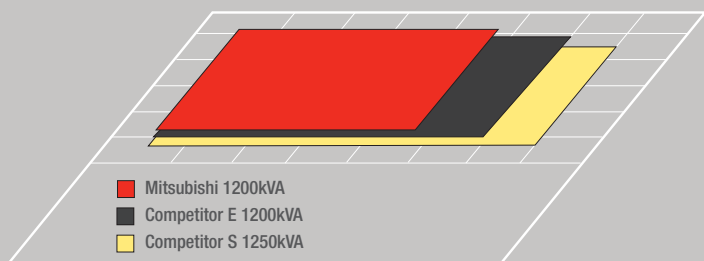
## 9900D SERIES EXPANDABILITY

*Expandable from 1.2 to 1.5/1.6 or 2.0*



# FOOTPRINT !

# COMPARISON

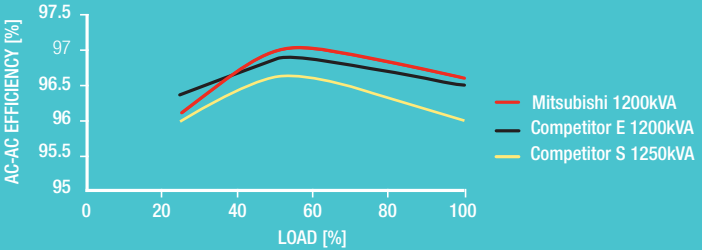


## ALL THE POWER

*Two-thirds the footprint.*

*The 9900D Series UPS creates more white space. It can handle the same load in as little as two-thirds of the footprint, leaving the remaining third to be allocated to revenue generating equipment. The 2000 kVA 9900D also has up to a 40% higher power density than other UPSs, maximizing power output while minimizing gray space.*

# EFFICIENCY %



*The 9900D Series is optimized around typical loads of 25% to 75% while delivering high efficiencies across all hyper-scale load levels.*

*Higher efficiencies reduce energy costs and significantly impact a data center's bottom line. Mitsubishi Electric's proprietary double-conversion technology delivers this efficiency without compromising load and power protection like competitors' big boxes running in "ECO" mode.*

## 9900D UPS AC/AC EFFICIENCY CURVES

Load %	9900D 1200kVA	Comp E 1200kVA	Comp S 1250kVA
25	96.1	96.4	96.0
50	97	96.9	96.6
75	96.9	96.7	96.4
100	96.6	96.5	96.0

# CONTROL

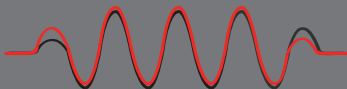
*How an IGBT power device is controlled is key to achieving optimum performance characteristics of a UPS. Utilizing a combination of high sampling rates and Direct Digital Control (DDC), the 9900D is able to provide superior performance under all load conditions.*

*Benefits to the customer include excellent output voltage control, dynamic inverter response, and minimal voltage distortion during full load steps without the DC source. These characteristics maximize the performance of the UPS and increase the overall reliability of components and the system.*

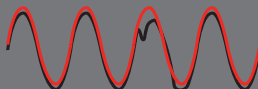
## FULL LOAD STEPS

---

Output Voltage  
During 100%  
Step Load



Output Voltage  
During Inverter to  
Bypass Transfer



Mitsubishi 


Competition 

# ABOUT US

The Mitsubishi Electric name has long been recognized as one of the world's leaders in the manufacture of electrical products. From its founding in 1921, Mitsubishi Electric has been at the forefront of technical ingenuity and product innovation. Since 1964, Mitsubishi Electric has been manufacturing precision engineered highly reliable Uninterruptible Power Supplies and solving the challenges of American critical facilities since 1985. Mitsubishi Electric leads the way in technological advances of uninterruptible power supplies and is the only major brand that manufactures its own semiconductors. Mitsubishi Electric holds the highest efficiency rating for the AC-Double Conversion (VFI) category on the Energy Star web site and openly shares reliability data.

With the total cost of an unplanned data center outage now estimated at \$500K-\$1M, minimize your risk of significant loss by choosing the best UPS to protect your business.

## IT'S TIME TO RETHINK YOUR UPS.



UNINTERRUPTIBLE POWER SUPPLIES

[www.MitsubishiCritical.com](http://www.MitsubishiCritical.com)

[UPSsales@meppi.com](mailto:UPSsales@meppi.com)

800-887-7830

724-772-2555

SA-ENL0060R1 (02/20)